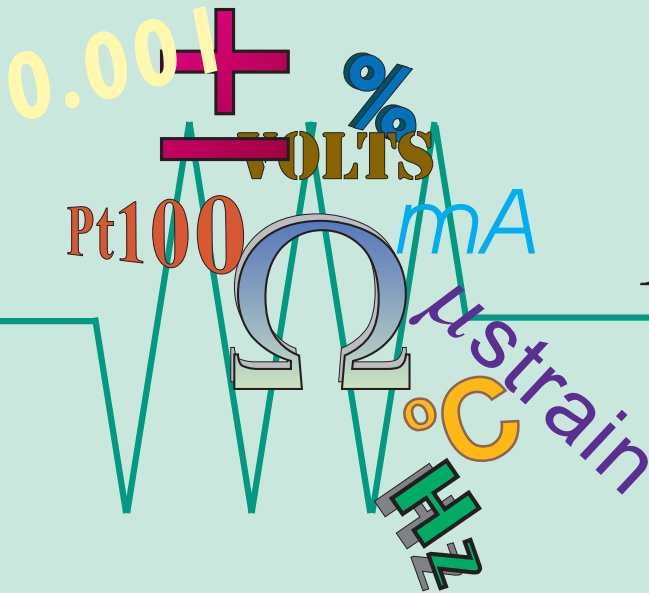


Resistance Measurement & Control



The **F**or accurate resistance, temperature and voltage measurement choose the Microlink 752. This versatile unit also provides analogue and digital control, and counting.

*Microlink
752 USB
package*


- Monitor resistance, RTDs, Pt100 and voltage
- Control voltage or current outputs
- Switch digital outputs
- Monitor digital inputs
- Count events
- With extra hardware monitor thermocouples and strain gauge bridges
- Includes the versatile, easy-to-use Windmill software suite for Windows
- No programming necessary
- Plug in and unplug as required: no need to switch off your computer or even restart Windows
- Connect 8 Microlinks to 1 computer, giving up to 128 analogue inputs, 16 analogue outputs, 192 digital inputs & outputs and 64 counters
- Powered from USB port: ideal for portable data acquisition
- Automatic recalibration
- Integrating analogue-to-digital converter reduces noise
- Use Windmill software to select the resolution from 12- to 18-bit
- Automatic ranging to match the analogue input signal size
- Supports 2 wire, 3 wire, 4 wire and 4 wire compensated resistance measurement.
- Free technical support for life

Biodata Ltd
10 Stocks Street
Manchester
M8 8QG
UK
Tel: +44 (0)161-834 6688
Fax: +44 (0)161-833 2190
Email: sales@microlink.co.uk
<http://www.microlink.co.uk/>
ISO-9001 Quality Assurance

Germany: WES Electronic GmbH
Tel: +49 (0)6187-9256-0
Greece: Neotek OE
<http://www.neotek.gr/>
Netherlands: Eurias
Tel: 00.31.40.212.83.59



“Accurate data acquisition with counting and control facilities”



Microlink 752 USB Package

- ✓ Portable data acquisition
- ✓ Test and measurement
- ✓ Research and development
- ✓ Quality assurance
- ✓ Environmental monitoring
- ✓ Laboratory instrumentation

Microlink 752: Accurate, Easy-to-Use, Versatile

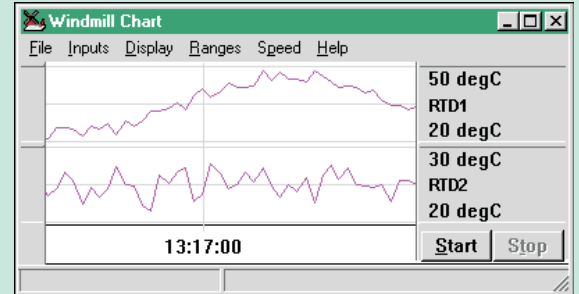
Speedy Setup

There are three steps to data acquisition and control.

- 1 Plug the 752 into your computer's USB port—no need to switch off your PC or even restart Windows.
- 2 Connect your sensors and signals to the Microlink: RTDs, digital switches, etc.
- 3 Load the Windmill software and you're ready to start logging, charting, counting and so on.

Resistance, RTD, PRT and Pt100 Measurements

When the resistance to be measured is small, the resistance in the leads to the sensors can significantly affect accuracy. However, different wiring configurations allow the lead resistance to be measured and compensated for. The Microlink 752 gives excellent results for all configurations, including 2 wire, 3 wire, 4 wire and 4 wire compensated. The most accurate results are obtained using a 4 wire arrangement. More connections are required for these arrangements than for straightforward voltage measurement. This means that you can monitor half as many resistances as voltages. Windmill software automatically converts the resistance to temperature in your choice of engineering units.



Thermocouples and Strain Gauges

By adding Microlink 593 unit, which provides cold junction measurement, you can also monitor thermocouples. For strain gauges you need a 594 connection box and excitation supply.

Windmill Software

This modular software suite offers data logging, charting, alarm indication, output control and DDE links to other applications like Excel. You can also add process mimic or virtual instrument generators, sequence control and many other modules. Should you wish to program the 752 yourself, the optional Windmill IML Tools will speed up the process for you. You can use these with any language supporting Active X, such as Visual Basic.

Ordering

To order the Microlink 752 package, or to discuss your requirements, call now on +44 (0)161-834 6688. For more details visit our web site at <http://www.microlink.co.uk/752.html>

Microlink 752 Specifications

Dimensions	180 x 120 x 40 mm
Interface	USB
Number of 752s	8 per computer

Digital Inputs and Outputs

Number of inputs	up to 24 per 752
Number of outputs	up to 24 per 752
	(selected through Windmill in ports of 8 lines)
Compatibility	TTL and 5 V CMOS (Can be made contact closure)
Range	0-5 V
Maximum I/O speed	160 channels per sec
Output capability	15 LSTTL loads

Analogue Outputs

Number	Up to 2 voltage or current per 752
Voltage output	0-10.240 V
Current output	0-20.480 mA 2
Resolution	12 bits

Analogue Inputs

Number	Up to 16 voltage per 752	
Ranges	±0.01, ±0.1, ±1, ±10 V	
Resolution	Integration Time	Samples/Second
12 bits	2.5 msec	80
13 bits	5 msec	64
14 bits	10 msec	48
15 bits	20 msec	32
16 bits	40 msec	16
18 bits	160 msec	6

Counters

Number of counters	up to 8 per 752
Resolution	16 bits
Compatibility	TTL and 5 V CMOS (Can be made contact closure)
Range	0-5 V
Maximum I/O speed	160 channels per sec

Biodata Ltd
10 Stocks Street
Manchester
M8 8QG
UK
Tel: +44 (0)161-834 6688
Fax: +44 (0)161-833 2190
Email: sales@microlink.co.uk
<http://www.microlink.co.uk/>
ISO-9001 Quality Assurance

Germany: WES Electronic GmbH
Tel: +49 (0)6187-9256-0
Greece: Neotek OE
<http://www.neotek.gr/>
Netherlands: Eurias
Tel: 00.31.40.212.83.59